



**The Confederation of Hunting Associations of SA**

Tel: +27 922 5600 Box: 1614 Uitenhage 6230  
Cell: 082 523 8201 Fax: 086 614 5354  
E-mail: [manager@chasa.co.za](mailto:manager@chasa.co.za) Website: [www.chasa.co.za](http://www.chasa.co.za)  
SAPS Accreditation Number: 1300018

---

***CHASA Sportskiet / CHASA Sport Shoot***



***CHASA Baanskiet Sports Shoot***

## CHASA Sports Shooting Event Overview

All CHASA national or inter-association shooting events will **require eye and ear protection** to be worn by participants. Participant and supporters safety will always be the primary concern for CHASA Sports Shooting events. For all CHASA Events the first score of the day shot in a class is the one that gets entered into the ranking system. CHASA Sports Shoot events must be captured within 30 calendar days of the shoot event date.

### GENERAL RULES

- Where the host range is a SAPS accredited range, additional range safety requirements may apply.
- The first score shot in a class on a day is the score that counts and gets entered into the ranking system.
- Shottists are not permitted to touch the targets during any shoot, a barrier should be placed at 2m from the targets,
- Where bipods or rifle slings are used they may be removed after being used on the stage (no additional time will be allowed).
- Firearms may only be setup/worked on when a shottist is on the firing line of a stage.
- Shottists need to shoot four (4) events a cycle (Aug to July) year to obtain an average for awarding CHASA Medals at the Annual September Board Meeting,
- **Only 2** shoots are required to retain the DSS status,
- Plain Suppressors are allowed,
- No muzzle breaks or no holes or no side vents of any type on the suppressor are permitted. **EXCEPTION: Only** in the SemiAuto classes where a **pure flash hider** is permitted.



- On the firing line when about to shoot the event the firearm is always unloaded and safe, except on specific command of the RO. Unloaded being action open, with no round chambered,
- If a shooter is unable to use the specified position, the next weaker/higher position is allowed – prone to sit/kneel.
- If a shooter cannot sit/kneel the next weaker/higher position is allowed – standing,

- If a shooter presents a doctors certificate noting back or neck surgery they may use the 3-leg shooting stool as described in equipment. The shooting stool may only be used for sitting in and not as a rest,
- When setting the scope parallax at an event the targets may be indexed. No dry firing is permitted (bolts always open), but then rifle must be placed on ground and shooters move back to ready position to await the signal.
- No rangefinder or electronic aids built into scopes may be used in any event or class,
- In team shooting events team mates can provide time countdown markers or the team can ask the RO to give time markers as agreed.
- Shouldering a firearm is placing the rifle butt anywhere between the pocket of the shoulder or the crook of the arm (elbow)
- The rear of a stock or butt end or toe may only be supported by the body or hand or arm of the shottist. An integrated or separate rear monopod is not to be used. Nor may the stock rest directly on the ground.

### **CHASA Annual National Shooting Events**

CHASA will offer CHASA adopted Sports Shooting events for the national shoots under direction of the Sports Shoot Committee, In any year CHASA will offer up to four (4) national shooting events:

- CHASA Inter-association “Baanskiet” Shooting Event usually in March of the year,
- CHASA Action Pistol National Shooting Event usually around May of the year,
- CHASA Multidiscipline Shooting Event usually around September of the year – this will **only** consist of CHASA approved shoots,
- CHASA Interprovincial “Baanskiet” Event usually around October of the year,

### **CHASA Interprovincial Regulations (where applicable)**

**Any CHASA member** may take part in this shoot as a normal association member or as a dedicated sports shooter.

**Requirements for the CHASA Sport Shoot Trails (For 2019** Trails may be used as described below BUT a province if unanimous amongst all associations represented in the province agree they can select a team based on the positions in the CHASA Ranking List for the year ending July 2019. **For 2020** trials will be done away with).

- Notice of the trials must be given.
- The qualifying score to attend a trial is a CHASA average of 350 (Men), 300 (Ladies and Juniors).
- At least 2 Provincial Trials are to be held in each province to aide in selecting the provincial team.
- Shoot rules must be the same as the CHASA “Baanskiet” and available to all participants.
- All rules must be enforced.

### Requirements for the Competitor to be awarded CHASA Provincial colours to be awarded for Baanskiet

- The member must have taken part in **at least four CHASA Sport Shoot events** in the cycle year prior to participating in the Interprovincial (i.e. have an average on the ranking system of 4 events).
- The best 4 in each of the two categories (Std and Open) will be selected from the up to 9 provincial teams entered.
- The team of 4 selected will only achieve CHASA Provincial status upon competing in the Annual CHASA Interprovincial event and its results.
- The top 4 participants per class at the CHASA Interprovincial will be selected for the CHASA Interprovincial Team.

### Standard Category

- The CHASA Standard category is akin to a basic “Hunting class” and will be restrictive in its equipment definitions,
- CHASA Standard is defined as a rifle specified as follows:
  - Barrel length 621mm or less,
  - A crown of 22mm or less,
  - A scope set to 12 X or less,
- No gloves that offer additional support or padding may be used,
- No “Veldskiet” shooting jackets, only basic “camo” hunting jackets without keypoint re-inforcing/padding,
- No software (Strelok, etc) to aid the shooter,
- No windmeters,

### Open Category

- The Open Category has no restrictions on equipment other than scopes not being able to electronically range find or electronically compensate for bullet drop (Illuminator Series and similar as may develop),
- “Veldskiet” jackets may not be used, **ONLY** a soft bush/hunting jacket (no straps, no reinforcing, etc),
- No gloves that offer additional support or padding may be used,
- No software (Strelok, etc) to aid the shooter,
- No windmeters may be used,
- All this equipment must be setup/utilised/operated within the time limits as they stand for the shooting stages,

The CHASA Sports Shooting ranking module is a website based ranking system for officially recording all the scores of CHASA Associations and members participating in CHASA Sports Shooting events.

For one to see one's results go to the [www.chasa.co.za](http://www.chasa.co.za) website. Click on the LOGIN button and enter your email address (as you provided to your association on their membership record). The password on first entry is “password” and you will be prompted to change it at first login. There is a reminder option should you forget your password.

The CHASA “Baanskiet” shooting table is to be registered with SASSCo – The South African Shooting Sport Confederation

**Any member** may take part in the CHASA Sports Shooting events (except Action Pistol which requires Tyro Course certification) is shoot as a normal association member or as a dedicated sports shooter.

**The minimum requirement to apply for the DEDICATED SPORTS SHOOTING Status is as follows.**

- The member must have completed the CHASA Sport Shooting exam.
- The member must have taken part in at least **two competitions** prior to applying for dedicated status.
- If the above criteria are met, the member may apply for his or her Dedicated Sport Shooting Status.
- In order to keep the status, the member must take part in at least **two shoots** per year.
- It is also required to pay the annual SASSCo fee, that is set by SASSCo from time to time.

#### **Annual Cycle**

- The year cycle is between **1 August of a year to 31 July of the next year**,
- Acknowledgement of achievements will be announced annually at the September CHASA Board meeting,
- The member competes in the following year in the classification they ended in the prior year,

For the classification system to be effective the competition is a standard table that can be shot at any range in the country that offers a distance up to 200m.

The equipment or targets are of simple design, which must be duplicated by all participating associations and used at all competitions.

The competition is a series of **4 stages**, (Springbok-, Impala-, Warthog- and Gong range) Consisting of **5 shots each** for total of **20 shots**, to be shot on the prescribed targets, and according the rules stipulated below.

Each shoot total possible is **150 points**, so the full total is a possible **600 points**. All scores shot at association, provincial or national competitions should be uploaded into the CHASA Sports Shooting ranking system.

**The classification Rules:**

| <b>Classification</b> | <b>Points</b> | <b>Grand Total</b> |
|-----------------------|---------------|--------------------|
| High Master           | 590 and above | 600                |
| Master                | 576 to 590    | 600                |
| Expert                | 540 to 575    | 600                |
| Sharp Shooter         | 480 to 539    | 600                |
| Marksman              | Up to 479     | 600                |

**Establishing a First Classification**

A competitor will be officially classified by the association/CHASA when the total score for a minimum of 20 rounds has been posted. (1 competition)

The entry level for all first-time competitors is Marksman.

**Re- classification – Upwards**

A competitor will automatically be re-classified after a maximum of 40 shots (2 competitions) to the level determined by the average of the 2 shoots.

**Re-classification – Downwards**

A competitor can request in writing to be re-classified downwards after 100 shots (5 competitions) to the level determined by the aggregate of the 5 shoots.

**RE-CLASSIFICATION DOWNWARD MAY ONLY BE DONE AT THE END OF A YEAR CYCLE**

**Note.**

If after re-classification downward, a competitor regains his original vacated level, he/she will not again be re-classified below the latter.

## Categories of Participation

Rules for participation and Recognition:

| Description              | Normal Members (Non Dedicated Sportsman Status)   |   | Dedicated Sportsman Status  |
|--------------------------|---|---|---|
| <b>Criteria</b>          | Any member of good standing that have participated in two or more shoots for a particular year cycle  |   | Any member in good standing with both the member association and SASSCo and who has a Dedicated Sport Status and has participated in two or more shoots for a particular year cycle       |
| <b>Provincial Shoots</b> | Shoots are held in any province by CHASA associations in that province and these shoots takes place at association level and scores count towards the association |   | A member can participate in any shoot and in any province but will shoot as a member of the province where he/she resides in and the scores would count towards the province of residence |
| <b>Year Cycle</b>        | <b>01 August to 31 July</b> of each year  |   | <b>01 August to 31 July</b> of each year  |
| <b>Categories</b>        | Senior  | Any person 60 years or older on 1 August of that year   |   |
|                          | Men   | Any man 19 years and older on 1 August of that year   |   |
|                          | Woman   | Any woman 19 years and older on 1 August of that year   |   |
|                          | Juniors   | Any junior who is 18 and younger on 1 August of that year   |   |
|                          | <b>NOTE:</b> Any member competes in the class as at 1 August of the particular year for the rest of the year cycle  |   |   |
| <b>Class</b>             | <b>.22 and larger Centrefire Rifles</b>   |   |   |
|                          | Standard Class  | Centrefire Rifle <ul style="list-style-type: none"> <li>• Any centre fire rifle with scope magnification may not be set higher than 12X (where a higher magnification scope is used, it must be turned down to 12X or less)</li> <li>• Crown measurement max 22mm</li> <li>• Barrel length max 621mm</li> </ul> |   |

|   |  |
|---|--|
| Open Class                                    | Centrefire Rifle <ul style="list-style-type: none"> <li>• Any scope magnification</li> <li>• Any barrel thickness</li> <li>• Any barrel length</li> </ul>  |
| Semi Auto Centre Fire Rifle                   | Any Centrefire Semi Auto Rifle <ul style="list-style-type: none"> <li>• Standard Class – Metallic sights</li> <li>• Open Class – Optics (Scope or Reflex or Red Dot)</li> </ul>  |
| <b>.22 Rim Fire Rifles (LR) not 22 Magnum</b> |  |
| Standard Class                                | Rimfire Rifle (LR) <ul style="list-style-type: none"> <li>• Any (LR) rimfire rifle with scope magnification may not be set higher than 12X (where a higher magnification scope is used, it must be turned down to 12X)</li> <li>• Crown measurement max 22mm</li> <li>• Barrel length max 621mm</li> </ul> |
| Open Class                                    | <ul style="list-style-type: none"> <li>• Any (LR) rimfire rifle with any scope magnification</li> <li>• Any barrel thickness</li> <li>• Any barrel length</li> </ul>   |
|   |  |
| Semi automatic rimfire rifles                 | <ul style="list-style-type: none"> <li>• Any Semi-Automatic (LR) rimfire rifle.</li> <li>• Any scope magnification</li> <li>• Standard Class – Metallic sights</li> <li>• Open Class – Optics (Scope or Reflex or Red Dot)</li> </ul>  |
|   |  |



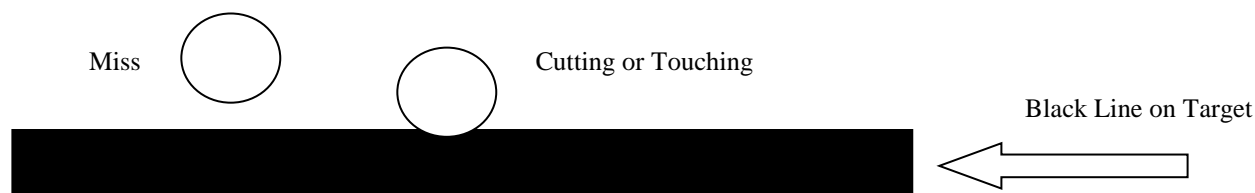
|  |   |  |
|--|---|--|
|  | <b>Handgun</b>  |  |
|  | <b>Open</b>   | <b>Any Hunting Handgun as per the minimum set out for handgun hunting</b> <ul style="list-style-type: none"> <li>• Standard Class – Metallic sights</li> <li>• Open Class – Optics (Scope or Reflex or Red Dot)</li> </ul>   |
| <b>Recognition</b>   | <p><b>Certificates and medals to be awarded for the top three national scores as follows:</b><br/> <b>Men, Woman and Juniors</b><br/> <b>For each classification (<i>refer to classification table</i>)</b><br/> <b>For each Category of firearm</b></p> <p><b><i>Refer to the classification rules to determine top positions</i></b></p>  | <p><b>National CHASA Interprovincial colours and a medal are awarded on a provincial basis for:</b><br/> <b>Top 4 – Seniors</b><br/> <b>Top 4 – Mens</b><br/> <b>Top 4 – Woman</b><br/> <b>Top 4 – Juniors</b></p> <p><b><i>Refer to the classification rules to determine top positions</i></b></p>                       |
| <b>Mean Qualification Standard for Interprovincial Colours</b> | <ul style="list-style-type: none"> <li>• Participated in a minimum of four shoots per category for a particular year cycle</li> <li>• For any class to come into consideration for recognition, a minimum of 6 participants per category per province per year cycle must have participated <b>and</b> meet the minimum requirements</li> <li>• Recognition is done on the basis of the classification you end up with for a particular year cycle</li> </ul> | <ul style="list-style-type: none"> <li>• Average of the four top scores for a particular year cycle must be above 400 Men (300 Ladies and Juniors) out of a possible 600</li> <li>• Participants that have met all the criteria, may be selected to present their Province at the Annual CHASA Interprovincial.</li> </ul> |

### Patching of all paper targets on shoots 1, 2 and 3.

It is suggested that **frosted cello tape** or the **clear patches** available from CHASA be used to patch bullet holes to avoid target areas being obscured by patches, and also to try and prevent competitors from using a cluster of patches as an aiming point. This method also allows for targets to be put up and not changed for every detail.

**Rules:**

- 1) Starting with the bolt closed/down is considered a safety infringement and will result in disqualification from that shoot.
- 2) Cheating or unsportsmanlike behaviour – disqualification.
- 3) Shooting on a competitors target will result in no score for the shots so fired by the transgressor.
- 4) Extra shots fired on a competitors target in error by another competitor will be scored as follows;
  - a. If the calibres are the same and the holes cannot be differentiated, then the competitor benefits by the highest 5 scoring shots accruing to his score.
  - b. If the calibres are different and can be determined as such by the scorer, then those shots do not count and the 5 shots fired by the individual are used for his/her score.
- 5) If a competitor through his own error fires more than the required number of shots, he will be scored the required number of hits of the lowest values.
- 6) Any shot **cutting or touching** a scoring line is given the higher value.
- 7) Any shots **cutting or touching** the outside of the animal line where the score on the inside of the line is minus will be scored as a minus.



- 8) Any shots fired over the time limit will incur a penalty equal to the highest score (30 points) per shot so fired.
- 9) Coaching is prohibited during a competition, except during team events
- 10) Unsafe or incompetent firearm handling – disqualification.
- 11) Standard range safety rules must not be infringed.

**Decisions on Ties**

If a tie score is posted by competitors in one of the shoots, the winner is decided as follows;

- a) The person with the most “V-bulls” attached to is the winner
- b) If there is still a tie then the number of “V-bulls”, starting at Springbok, then Impala and then Warthog target determines the winner.

If there is still a tie, then the Match Director is to arrange a shootout on the plates (Shoot 4), sitting and then standing until a winner is determined.

### **Shoot Equipment.**

As per rules in different categories.

### **Table of results**

Each competitor must have his shots totalled to reflect his hits out of 600 points.

It is of utmost importance to note the amount of V-Bulls as this is used to determine the winners in the event of a tie. Refer to **Decisions on Ties** above


### **Please note the following**

- **Member No and ID** – to be used to uniquely identify the member
- **Province** – The province is the province where the member resides and NOT the province where the shoot takes place
- **Class** –
  - Centrefire Standard
  - Centrefire Open
  - Centrefire Semi-auto (Open and Standard)
  - Rimfire Standard
  - Rimfire Open
  - Rimfire Semi-auto (Open and Standard)
  - Hunting Handgun (Open and Standard)
  - Dangerous Game
- **Category** –
  - Senior (60+)
  - Men
  - Woman
  - Juniors

### **Please Note**

The official CHASA targets as shown below must be used. No other targets will be accepted

## Springbok



### **First Shoot** – 5 Shots (Prone)

Target – CHASA CF Springbok

Target – CHASA RF Springbuck

**Distance** – CF Rifle (200m) or  
CF Handgun and RF .22 (70m)

**Equipment** – Carpet covered block  
(200x200x400) **or** Harris type bipod

**Time** – 180 seconds (3 minutes)

### **Procedure**

Load magazine and place rifle on block or ground with the action open, no round chambered. Shooter assumes the ready position behind the line.

Starting line is 2 meters behind firing line. On the signal the shooter goes prone and then shoulders the rifle in any freestyle prone position off the top of the block (not on the side) or Harris type bipod. 5 shots are fired within the time limit.

Shooter may use a jacket or cap or hat to protect rifle on block.

Normal 2 point slings, fitted on either side of the trigger may be used.

### **Score**

Brain – 30 points

Heart – 30 points


Neck – 20 points

Lung – 15 points

Snout – minus 15 points

Guts – minus 10 points

Any shot fired after the time limit incurs a 30 point penalty

**Rooibok / Impala****Second shoot** – 5 Shots (Sitting/Kneeling)

Target – CHASA CF Impala

Target – CHASA RF Impala

**Distance** – CF Rifle (100m) or

CF Handgun and RF .22 (40m)

**Equipment** – Bipod may not be used as grip or rest. May use a 2 point riflesling.**Time** – 120 seconds (2 minutes).**Procedure**

Load magazine and place rifle on ground with the action open, no round chambered. Shooter assumes the ready position behind the line.

Starting line is 2 meters behind firing line.

On the signal the shooter goes to the sitting or kneeling position and then shoulders the rifle in freestyle position.

5 shots are fired within the time limit.

**Score**

Brain – 30 points

Heart – 30 points

Neck – 20 points

Lung – 15 points

Snout – minus 15 points

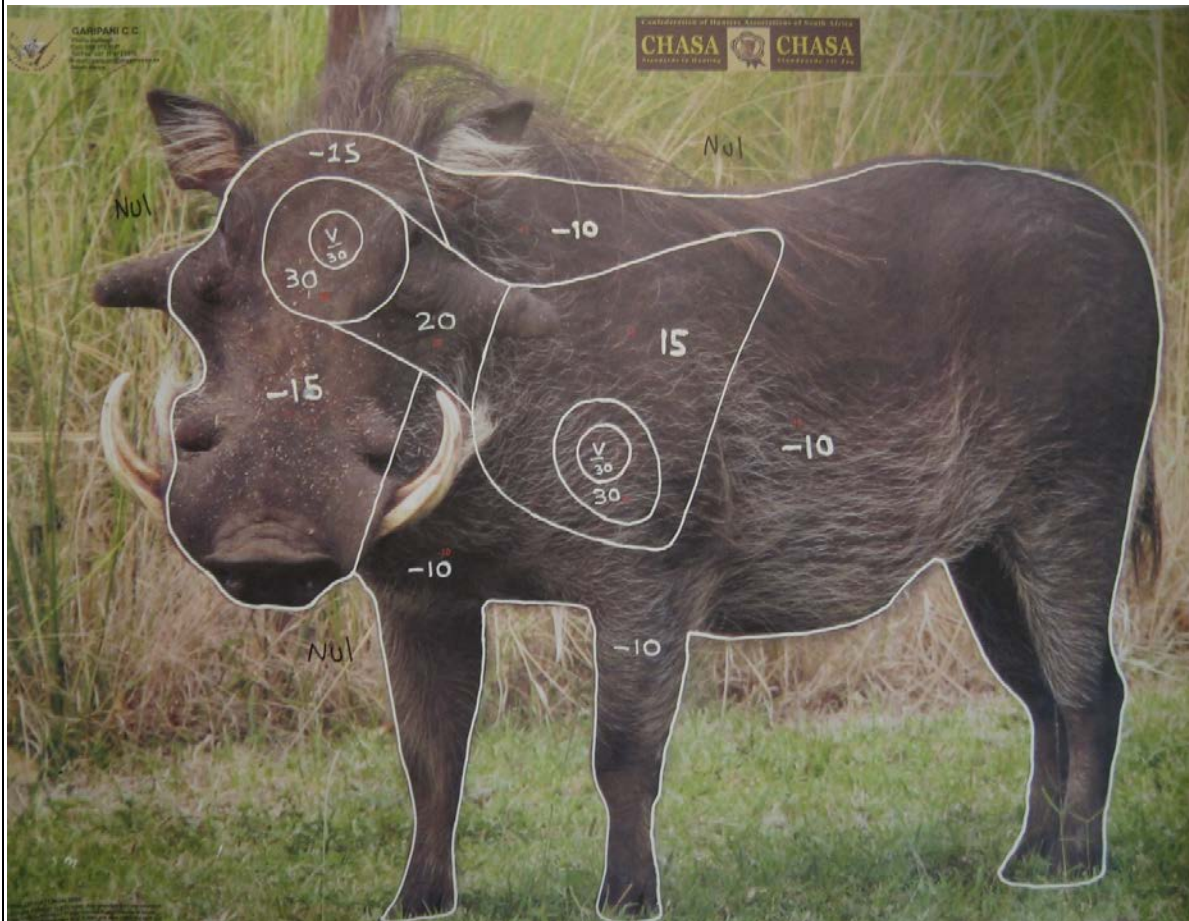
Guts – minus 10 points

Any shot fired after the time limit incurs a 30 point penalty

**A barrier line at 400mm above ground level to simulate knee high grass must be used.**

Seniors (60+) may make use of a simple folding stool without backrest or armrest to sit on only (see neck back surgery General Note above).

## Vlakvark / Warthog



### **Third shoot** – 5 Shots (Standing)

Target – CHASA CF Warthog

Target – CHASA RF Warthog

**Distance** – CF Rifle (35m) or  
CF Handgun and RF .22 (20m)

**Equipment** – Bipod may not be used as  
grip or rest, May use a 2 point riflesling.

**Time** – 45 seconds.

### **Procedure**

Load magazine and hold rifle at 45° to the  
ground with the action open, no round  
chambered.

Shooter assumes the ready position behind  
the line.

On the signal the shooter closes the runs  
the bolt shoulders the rifle in the standing  
position and fires 5 shots within the time  
limit.

Normal 2 point slings, fitted on either side  
of the trigger may be used.

### **Score**

Brain – 30 points

Heart – 30 points

Neck – 20 points

Lung – 15 points

Snout – minus 15 points

Guts – minus 10 points

See **rules** for scoring details

Any shot fired after the time limit incurs a  
30 point penalty

**Gong shoot: Fourth shoot** – 5 shots (Prone)

**Target** – Centrefire Rifle and Centrefire Handgun 5 steel gongs, 200mm in diameter (round targets), painted white

**Target** – Rimfire 5 steel gongs, 100mm (square targets) hanging from a point in diamond shape, painted white

**Distance** – CF Rifle & CF Handgun Gong L-R **1:150m** Gong **2:175m** Gong **3:200m** Gong **4:185m** Gong **5:200m**

**Distance** – Rimfire Gong L-R **1:50m** Gong **2:60m** Gong **3:75m** Gong **4:65m** Gong **5:75m**

**Equipment** – Carpet covered block (200x200x400mm) placed on ground.

**Time** – 120 seconds (2 minutes).

**Team shoot events (where applicable)** - 8 minutes for the team of 4 (four) to complete the course of fire

**Procedure**

Shooting from the prone position.

Rifle to use a rest either on the **top** of a carpet covered block (200x200x400) **or** a Harris type bipod.

Normal 2 point rifleslings fitted on either side of the trigger may be used.

Load magazine and place rifle on block or ground with the action open, no round chambered. Shooter assumes the ready position behind the line.

On the signal the shooter goes prone and then shoulders the rifle in any freestyle position off the top of the block (not on the side) or bipod.

**NOTE:** Gongs are to be engaged from left to right in strict sequence.

5 shots are fired within the time limit.

Only one shot per gong allowed

**Score**

Hit – 30 points

Miss – 0 points

Gong out of sequence – 0 points

Any shot fired after the time limit incurs a 30 point penalty

Images of approved equipment or prohibited equipment.

